

Lille (Commune / Municipality)

Sources: INSEE 2014 - DGFIP 2016

Key figures

Activity rate	Unemployment rate	Average income	Rate of taxable households	Total number of inhabitants
65,8 %	19,2 %	22 025 €	41,31 %	233 897

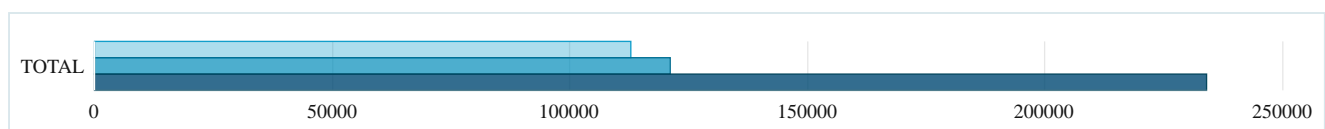
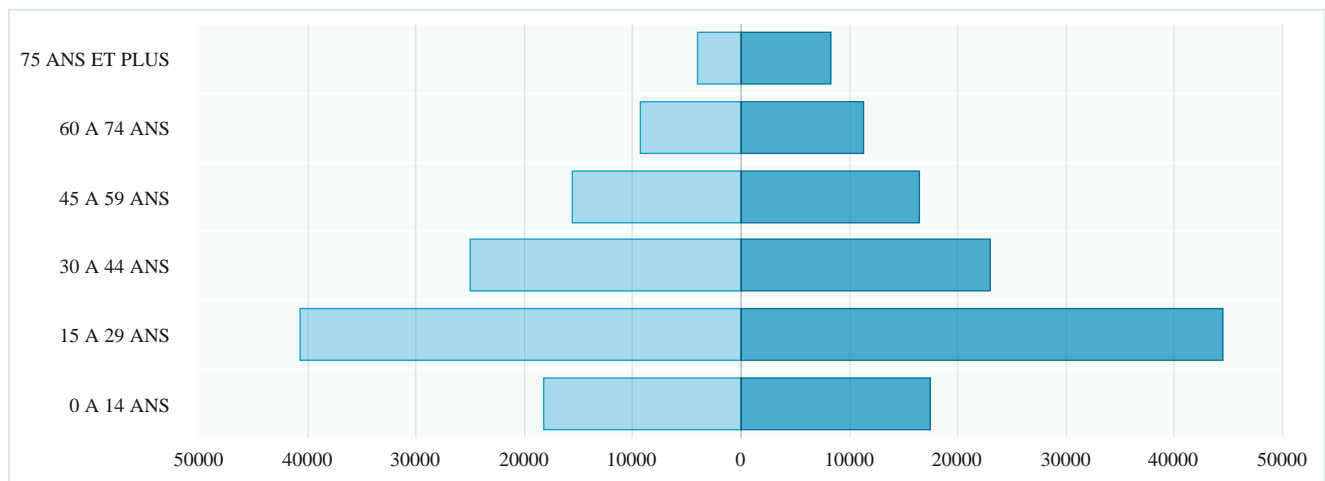
Geographical location

Postcode	59000		
Situation	France (Country)	64 027 958 inhabitants - 📄	
	Hauts-de-France (Region)	6 006 156 inhabitants - 📄	
	Nord (Department)	2 603 472 inhabitants - 📄	
	Lille (partie française) (Urban unit)	1 037 939 inhabitants - 📄	
	Lille (Commune / Municipality)	233 897 inhabitants - 📄	

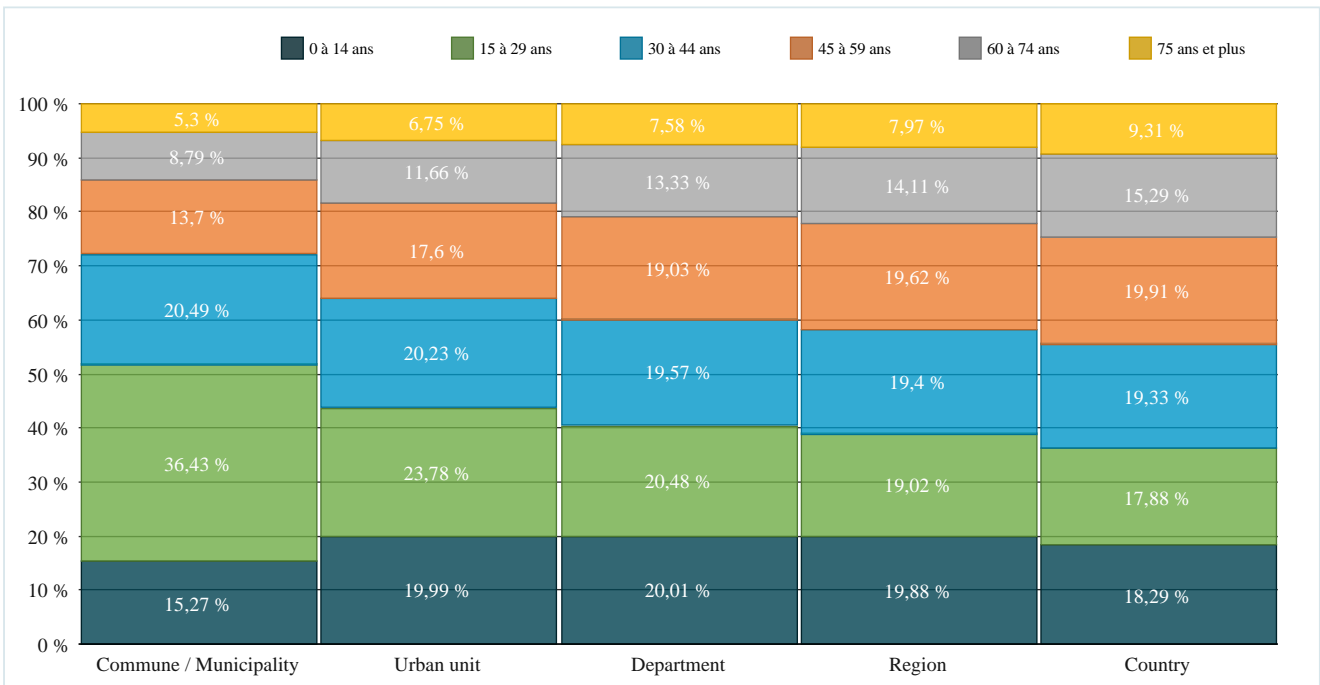
Population distribution by age and sex ¹

In thousands of inhabitants

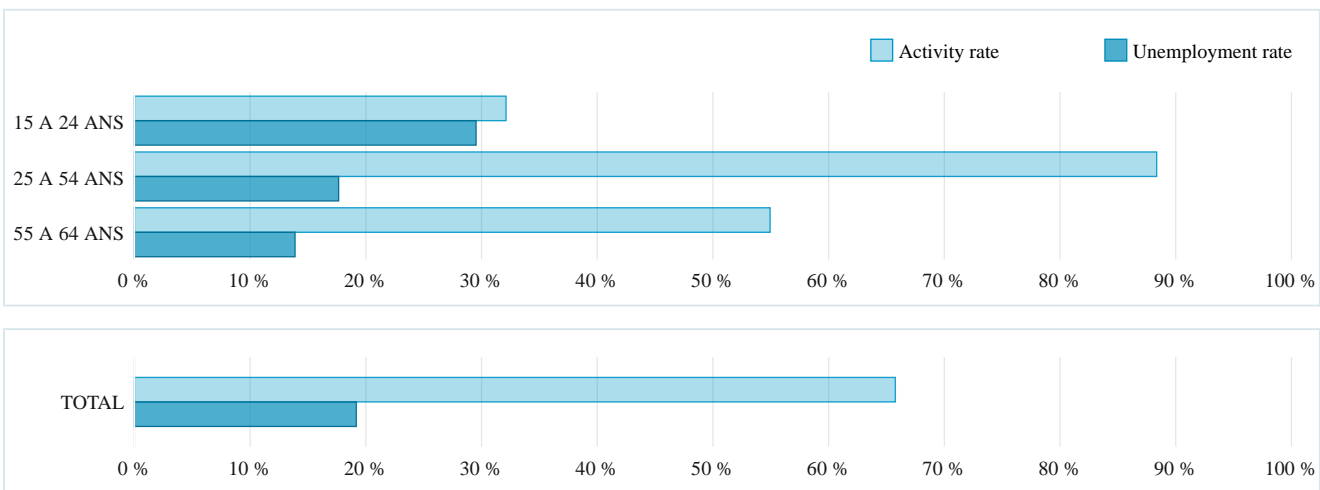
Men Women Total



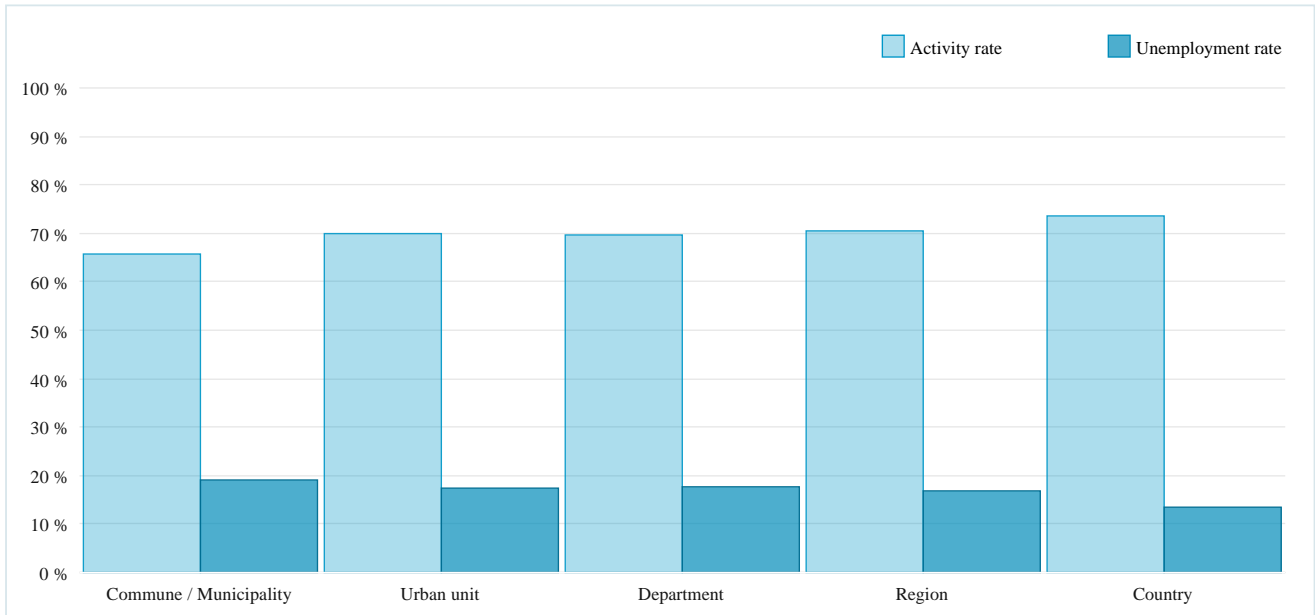
Comparative chart of population distribution by age ¹



Working population distribution by age with activity and unemployment rates ¹



Comparative chart of activity and unemployment rates ¹



Income information ²

Reference tax income of households 2 796 390 000 €

Households 126 965

Average income ³ 22 025 €

Taxable households 52 444

Rate of taxable households ⁴ 41,31 %

Comparative table on income information ²

	Commune / Municipality	Urban unit	Department	Region	Country
<u>AVERAGE INCOME</u>	22 025 €	25 076 €	23 491 €	23 141 €	32 091 €
<u>RATE OF TAXABLE HOUSEHOLDS</u>	41,31 %	41,61 %	38,07 %	37,82 %	49,45 %

References

1. [INSEE 2014 source \(Publication 2017\)](#)
2. [DGFIP 2016 source \(Publication 2016\)](#)
3. Calculation average income = Tax households' reference taxable income / Tax households
4. Taxable tax households rate = Taxable tax households / Tax households